

Investment Approach:

The Newscapē Managed Portfolio Service offers a range of risk graded multi-asset portfolios. There are 5 total return portfolios ranging from Defensive through to Growth. Our base case Strategic Asset Allocations, which are constructed with reference to 20 years of underlying asset class data, aim to optimise expected return at a given level of risk over the longer term. The 'Blended Style' portfolios predominately hold passively managed Investment funds. However, actively managed funds are also used where we believe they can add value without taking the Ongoing Charges Figure (OCF) of the portfolio above 0.3%.

Portfolio Objective:

The objective is to deliver a total annual return in the range of 6.0% - 8.0% over the longer term.

Portfolio Risk:

A medium to higher risk portfolio aimed at investors who are able to accept a higher level of risk, but still want less volatility than they would experience if entirely exposed to global equity markets. (Volatility target 8.0% - 13.0% per annum over the longer term).

Portfolio Details:

Launch date	31 Dec 2012
Pricing Frequency	Daily
Dealing Frequency	Daily
Base Currency	GBP
Investment Management Fee	0.25% +VAT
Underlying Max OCF	0.30%

Portfolio Managers:

James Hutson,
Head of Portfolio Construction
j.hutson@newscapēgroup.com

Emma Howard,
Investment Analyst
e.howard@newscapēgroup.com

Portfolio Review

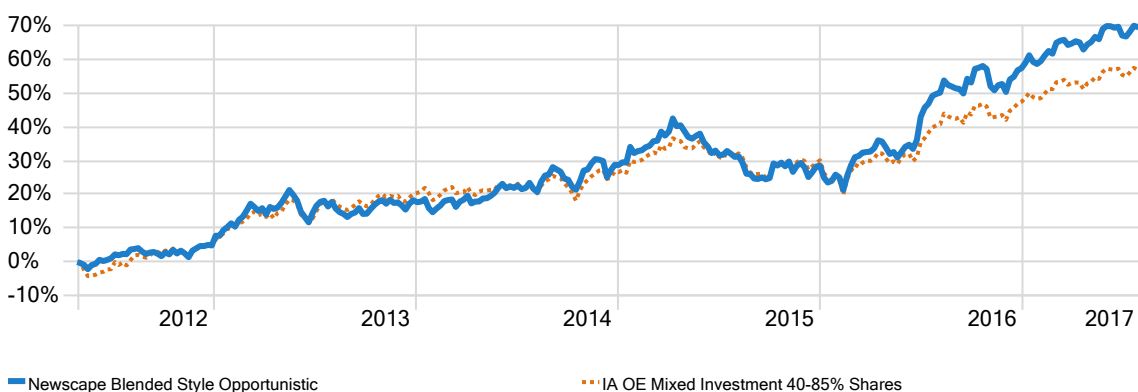
The Opportunistic Portfolio was up 1.39% for the month of July and is up 7.62% year to date. Within the portfolio, the strongest performers were the Fidelity Index Emerging Markets Fund (up 4.76%) and the iShares Emerging Market Fund (up 4.70%). The only negatively performing holding within the portfolio was the L&G All Stocks Index Linked Gilt Fund (down 0.83%), after this the worst performing fund was the Pictet Water Fund (up 0.22%).

Total Returns	1M	3M	6M	YTD	2014	2015	2016	S/I*
Newscapē Blended Style Opportunistic	1.39	3.01	6.79	7.62	8.35	0.25	22.42	61.72
IA OE Mixed Investment 40-85% Shares	0.83	2.47	5.66	6.29	4.99	2.83	13.28	49.20


Since Inception (S/I) Date* 31 Dec 2012

As of 31/07/2017

Total Return Chart*

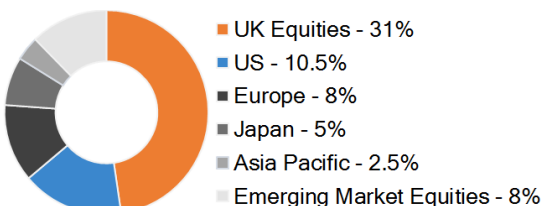


Asset Allocation^



*Source: Newscapē. As of 31/07/2017

Geographic Allocation (Equities only)^



Top 10 Allocated Holdings (%)

iShares FTSE 100 ETF GBP Acc	14.00
Fidelity Index World P Acc	9.00
Fidelity Index Europe ex UK W Acc	8.00
iShares MSCI UK Small Cap ETF GBP Acc	7.50
Baring Multi Asset I GBP Acc	6.50
Fidelity Index US W Acc	5.30
HSBC S&P 500 ETF	5.30
Fidelity Index Japan W Acc	5.00
HSBC FTSE 250 Index C Acc	4.80
iShares FTSE 250 ETF GBP Dist	4.80

Top 3 Performers (1M)^ Return (%)

Fidelity Index Emerging Markets W Acc	4.76
iShares Emerging Mkts Eq Idx (UK) D Acc	4.70
L&G Global Emerging Markets Index R Acc	4.51

Bottom 3 Performers (1M)^ Return (%)

L&G All Stocks Idx Lnkd Gilt Idx M Acc	-0.83
Pictet-Water I dy GBP	0.22
Baring Multi Asset I GBP Acc	0.27



All data provided is sourced from Morningstar unless otherwise specified, and is for informational purposes only. This fact sheet is approved and issued by Newscapē Capital Group ("Newscapē") which is authorised and regulated by the Financial Conduct Authority (193700) where Newscapē Capital Group is the Investment Manager of the portfolio. It is intended only for use by Financial Advisors and not for distribution to retail investors; if you are uncertain with regards to your eligibility you should seek independent professional advice on the matter. This document does not constitute professional advice, or an offer, or a solicitation of an offer, to sell securities and no securities are to be offered or sold other than to persons whose ordinary activities involve them in acquiring, holding, managing or disposing of investments (as principal or agent) for the purposes of their businesses, or otherwise in circumstances which have not resulted and will not result in an offer to the public within the meaning of the Financial Services and Markets Act 2000. The Model Portfolio Service is not suitable for all types of investor and investor accounts on the Investment platform may only be attached to it by the instruction of a professional Financial Adviser. Past performance is not necessarily a guide to the future performance, investments can go down as well as up. Market and currency movements may cause the value of investments and the income from them to fall as well as rise. Whilst all reasonable care has been taken in preparing this fact sheet, the information contained herein has been obtained from sources that we consider reliable but we do not represent that it is complete or accurate and it should not be relied upon as such. All return figures have been calculated as compounded returns. The performance figures included are calculated net of underlying fund manager fees but do not encompass platform fees or Newscapē's Investment Manager fee. Neither Newscapē, its officers or employees shall be in any way responsible for its content. All trading strategies are denominated in Sterling unless otherwise stated. It is the responsibility of all users to be informed and to observe all applicable laws and regulations of any relevant jurisdiction, and to satisfy themselves that their use of this information and any subsequent investment in the portfolio is permissible under the applicable laws, rules and regulations of any applicable government, governmental agency, or regulatory organisation where they reside.