

Investment Approach:

The Newscap Managed Portfolio Service offers a range of risk graded multi-asset portfolios. There are 5 total return portfolios ranging from Defensive through to Growth. Our base case Strategic Asset Allocations, which are constructed with reference to 20 years of underlying asset class data, aim to optimise expected return at a given level of risk over the longer term. The 'Blended Style' portfolios predominately hold passively managed Investment funds. However, actively managed funds are also used where we believe they can add value without taking the Ongoing Charges Figure (OCF) of the portfolio above 0.3%.

Portfolio Objective:

The objective is to deliver a total annual return in the range of 3.0% - 4.5% over the longer term.

Portfolio Risk:

A lower risk portfolio with a focus on capital preservation. (Volatility target 2.0% - 4.75% per annum over the longer term).

Portfolio Details:

Launch date	31 Dec 2012
Pricing Frequency	Daily
Dealing Frequency	Daily
Base Currency	GBP
Investment Management Fee	0.25% +VAT
Underlying Max OCF	0.30%

Portfolio Managers:

James Hutson,
Head of Portfolio Construction
j.hutson@newscapgroup.com

Ryan Janpas,
Investment Analyst
r.janpas@newscapgroup.com

Portfolio Review

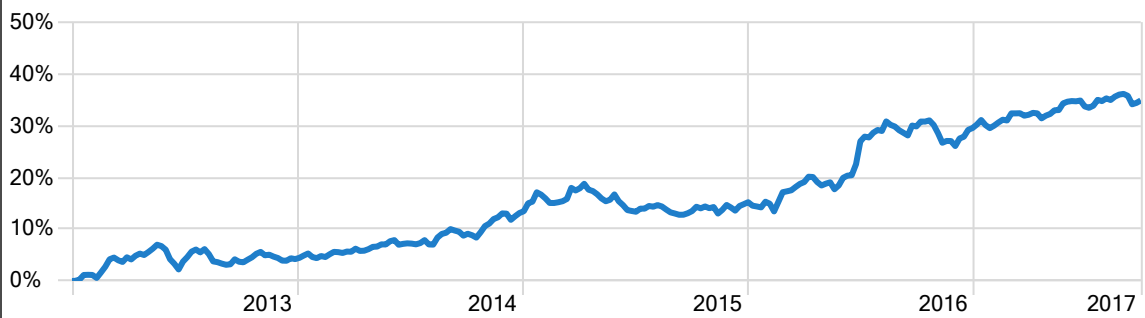
The Portfolio was down 0.92% for the month of September and is up 4.12% year to date. Within the portfolio, the strongest performers were the ishares MSCI UK Small Cap ETF (+0.84%) and the HSBC FTSE 250 Index Fund (+0.80%). The worst performing funds were the Fidelity Index Pacific Ex Japan (-4.38) and the L&G All Stocks Index Linked Gilts Fund (-4.20).

Total Returns	1M	3M	6M	YTD	2014	2015	2016	S/I*
Newscap Blended Style Defensive	-0.92	0.87	2.10	4.12	8.56	1.72	12.44	34.87
IA OE Money Market	0.00	0.03	0.03	0.10	0.29	0.24	0.32	1.18

Since Inception (S/I) Date* 31 Dec 2012


As of 30/09/2017

Total Return Chart*



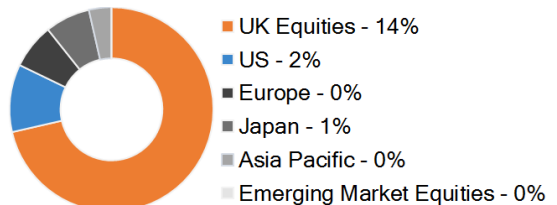
— Newscap Blended Style Defensive

Asset Allocation^



^Source: Newscap. As of 30/09/2017

Geographic Allocation (Equities only)^



Top 10 Allocated Holdings	(%)	Top 3 Performers (1M)^	Return (%)
Royal London Cash Plus Y Acc	16.70	iShares MSCI UK Small Cap Fund	0.84
Baring Multi Asset I GBP Acc	13.00	HSBC FTSE 250 Index Fund	0.80
Aberdeen Sterling Money Market I Acc	11.20	iShares FTSE 250 ETF	0.61
iShares FTSE 100 ETF GBP Acc	10.00		
Fidelity Index World P Acc	7.00	Bottom 3 Performers (1M)^	Return (%)
Baillie Gifford High Yield Bond B Acc	6.00	Fidelity Index Pacific Ex Japan	-4.38
iShares Core £ Corp Bond ETF GBP Dist	5.80	L&G All Stocks Index Linked Gilts Fund	-4.20
iShares Core € Corp Bond ETF EUR Dist	5.80	iShares Core € Corporate Bond ETF	-3.91
Legg MasonWA MacroOpps Bd X GBP Acc(H)	5.00		
iShares € High Yield CorpBd ETF EUR Dist	4.00		



All data provided is sourced from Morningstar unless otherwise specified, and is for informational purposes only. This fact sheet is approved and issued by Newscap Capital Group ("Newscap") which is authorised and regulated by the Financial Conduct Authority (193700) where Newscap Capital Group is the Investment Manager of the portfolio. It is intended only for use by Financial Advisors and not for distribution to retail investors; if you are uncertain with regards to your eligibility you should seek independent professional advice on the matter. This document does not constitute professional advice, or an offer, or a solicitation of an offer, to sell securities and no securities are to be offered or sold other than to persons whose ordinary activities involve them in acquiring, holding, managing or disposing of investments (as principal or agent) for the purposes of their businesses, or otherwise in circumstances which have not resulted and will not result in an offer to the public within the meaning of the Financial Services and Markets Act 2000. The Model Portfolio Service is not suitable for all types of investor and investor accounts on the investment platform may only be attached to it by the instruction of a professional Financial Adviser. Past performance is not necessarily a guide to the future performance, investments can go down as well as up. Market and currency movements may cause the value of investments and the income from them to fall as well as rise. Whilst all reasonable care has been taken in preparing this fact sheet, the information contained herein has been obtained from sources that we consider reliable but we do not represent that it is complete or accurate and it should not be relied upon as such. All return figures have been calculated as compounded returns. The performance figures included are calculated net of underlying fund manager fees but do not encompass platform fees or Newscap's Investment Manager fee. Neither Newscap, its officers or employees shall be in any way responsible for its content. All trading strategies are denominated in Sterling unless otherwise stated. It is the responsibility of all users to be informed and to observe all applicable laws and regulations of any relevant jurisdiction, and to satisfy themselves that their use of this information and any subsequent investment in the portfolio is permissible under the applicable laws, rules and regulations of any applicable government, governmental agency, or regulatory organisation where they reside.