

### Investment Approach:

The Newscapē Managed Portfolio Solution (NMPS) is a range of risk graded multi-asset portfolios, with strategies ranging from Defensive to Growth (& Income), aimed at the medium-longer term investor. A "tactical" asset allocation overlay allows the strategic allocations to be adjusted in order to take advantage of 'shorter term' market opportunities and/or limit exposure to asset classes deemed to have 'shorter term' market risk. The 'Blended Style' mandate is predominately fulfilled through the use of passive investment funds (including trackers & Exchange Traded Funds (ETFs)) using our top-down investment process. Active funds may also be used where it is deemed that they will enhance returns without increasing the weighted OCF (Ongoing Charges Figure) above the agreed level for the portfolio.

### Portfolio Objective:

The objective is to deliver a total annual return in the range of 6.0% - 8.0% over the longer term.

### Portfolio Risk:

A medium to higher risk portfolio aimed at investors who are able to accept a higher level of risk, but still want less volatility than they would experience if entirely exposed to global equity markets. (Volatility target 8.0% - 13.0% per annum over the longer term).

### Portfolio Details:

Launch date	31 Dec 2012
Pricing Frequency	Daily
Dealing Frequency	Daily
Base Currency	GBP
Investment Management Fee	0.25% +VAT
Underlying Max Ongoing Charges Figure	0.30%

### Investment Team:

James Hutson,  
Head of Portfolio Construction  
j.hutson@newscapēgroup.com

Ryan Janpas,  
Senior Analyst  
r.janpas@newscapēgroup.com



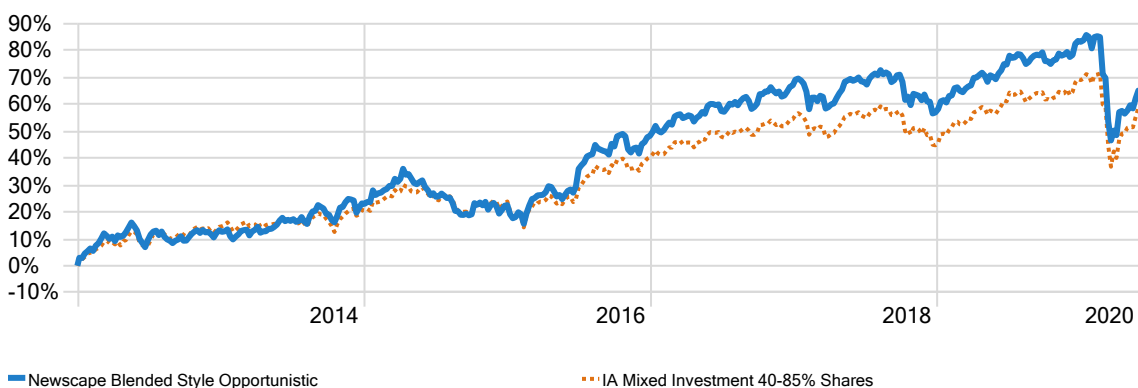
### Portfolio Review

The Portfolio was up 3.13% for the month of May and is down 9.18% year to date. Within the portfolio, the strongest performers were the HSBC Euro Stoxx 50 ETF (+8.68%) and Fidelity Index Japan Fund (+7.52%). The worst performing funds in the portfolio were the iShares Treasury Bond ETF (-0.31%) and the iShares Core UK Gilt ETF (+0.02%).


Total Returns	1M	3M	6M	YTD	2017	2018	2019	S/I*
Newscapē Blended Style Opportunistic	3.13	-3.54	-7.98	-9.18	12.63	-6.05	15.86	65.15
IA Mixed Investment 40-85% Shares	3.65	-0.80	-4.26	-5.68	10.05	-6.07	15.94	58.68

Since Inception (S/I) Date\* 31 Dec 2012 As of 31/05/2020

### Total Return Chart\*

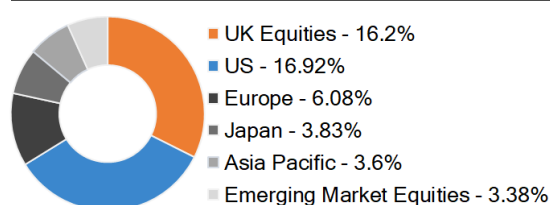


### Asset Allocation^



^Source: Newscapē. As of 31/05/2020

### Geographic Allocation (Equities only)^



### Top 10 Allocated Holdings^ (%)

iShares £ Ultrashort Bond ETF GBP Dist	13.33
Ninety One American Franchise I Acc £	11.82
iShares FTSE 100 ETF GBP Acc	9.89
Fidelity Index World A Acc	8.60
HSBC EURO STOXX 50 ETF	6.68
iShares MSCI UK Small Cap ETF GBP Acc	5.19
iShares Core S&P 500 ETF USD Acc	5.06
Vanguard FTSE 250 UCITS ETF	4.61
Fidelity Index Japan P Acc	4.09
FP Foresight UK Infrast Inc A GBP Acc	3.54

### Top 3 Performers (1M)^

HSBC Euro Stoxx 50 ETF	8.68
Fidelity Index Japan Fund	7.52
iShares Core S&P 500 ETF	6.85

### Bottom 3 Performers (1M)^

iShares Treasury Bond ETF	-0.31
iShares Core UK Gilt ETF	0.02
iShares Ultrashort Bond ETF	0.20

All data provided is sourced from Morningstar unless otherwise specified, and is for informational purposes only. This fact sheet is approved and issued by Newscapē Capital Group ("Newscapē") which is authorised and regulated by the Financial Conduct Authority (193700) where Newscapē Capital Group is the Investment Manager of the portfolio. It is intended only for use by Financial Advisors and not for distribution to retail investors; if you are uncertain with regards to your eligibility you should seek independent professional advice on the matter. This document does not constitute professional advice, or an offer, or a solicitation of an offer, to sell securities and no securities are to be offered or sold other than to persons whose ordinary activities involve them in acquiring, holding, managing or disposing of investments (as principal or agent) for the purposes of their businesses, or otherwise in circumstances which have not resulted and will not result in an offer to the public within the meaning of the Financial Services and Markets Act 2000. The Model Portfolio Service is not suitable for all types of investor and investor accounts on the Investment platform may only be attached to it by the instruction of a professional Financial Adviser. Past performance is not necessarily a guide to the future performance, investments can go down as well as up. Market and currency movements may cause the value of investments and the income from them to fall as well as rise. Whilst all reasonable care has been taken in preparing this fact sheet, the information contained herein has been obtained from sources that we consider reliable but we do not represent that it is complete or accurate and it should not be relied upon as such. All return figures have been calculated as compounded returns. The performance figures included are calculated net of underlying fund manager fees but do not encompass platform fees or Newscapē's Investment Manager fee. Neither Newscapē, its officers or employees shall be in any way responsible for its content. All trading strategies are denominated in Sterling unless otherwise stated. It is the responsibility of all users to be informed and to observe all applicable laws and regulations of any relevant jurisdiction, and to satisfy themselves that their use of this information and any subsequent investment in the portfolio is permissible under the applicable laws, rules and regulations of any applicable government, governmental agency, or regulatory organisation where they reside. All allocations are calculated to two decimal places.