

Investment Approach:

The Newscap Managed Portfolio Service offers a range of risk graded multi-asset portfolios. There are 5 total return portfolios ranging from Defensive through to Growth, plus one Income portfolio. Our base case Strategic Asset Allocations, which are constructed with reference to 20 years of underlying asset class data, aim to optimise expected return at a given level of risk over the longer term. The Strategic Asset Allocations are then overlaid with a Tactical Asset Allocation providing our investment committee with the potential to navigate shorter term market opportunities and pitfalls. The 'Active Strategy' portfolios predominantly hold actively managed investment funds. However, passively managed funds may also be used where deemed appropriate given the prevailing economic and asset class environment.

Portfolio Objective:

The objective is to deliver a total annual return in the range of 4.5% - 6.0% over the longer term.

Portfolio Risk:

A lower to medium risk portfolio which aims to provide investors with more stable returns than portfolios with a greater focus on growth. (Volatility target 4.0% - 7.0% per annum over the longer term).

Portfolio Details:

Launch date: 01 Sep 2009
 Pricing Frequency: Daily
 Dealing Frequency: Daily
 Base Currency: GBP
 Investment Management: 0.25% +VAT
 Fee

Portfolio Managers:

James Hutson,
 Head of Portfolio Construction
 j.hutson@newscapgroup.com

Ryan Janpas,
 Investment Analyst
 r.janpas@newscapgroup.com



Portfolio Review

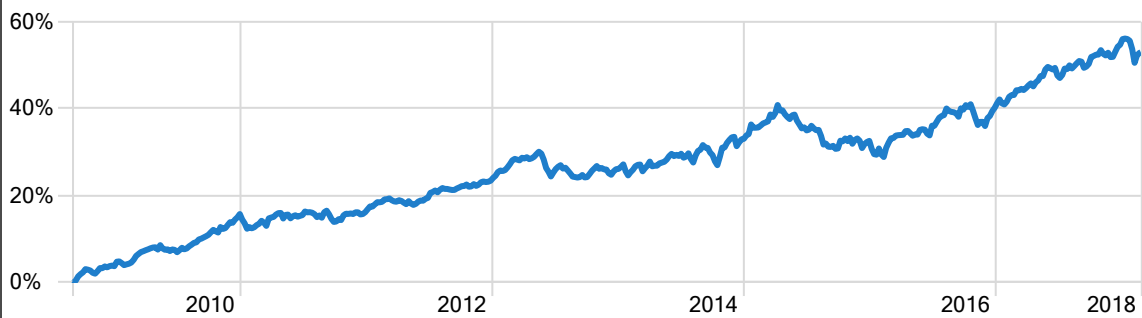
The Portfolio was down 1.18% for the month of February and is down 1.13% year to date. Within the portfolio, the strongest performers were the Newscap Diversified Growth Fund (+1.45%) and the Physical Gold ETF (+1.14%). The worst performing funds in the portfolio were the Aberdeen European Property Share Fund (-4.94%) and the Polar Capital North America Fund (-3.71%).

Total Returns	1M	3M	6M	YTD	2015	2016	2017	S/I*
Newscap Cautious	-1.18	0.66	1.44	-1.13	-0.11	5.76	10.36	49.71
IA OE Mixed Investment 0-35% Shares	-1.06	-0.57	-0.70	-1.39	0.85	9.06	5.01	49.05

Since Inception (S/I) Date* 01 Sep 2009

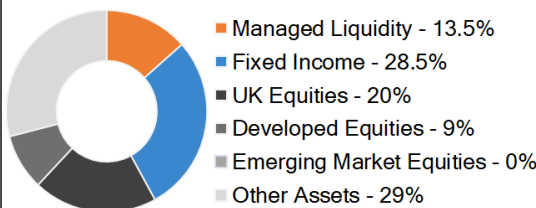
As of 28/02/2018

Total Return Chart*



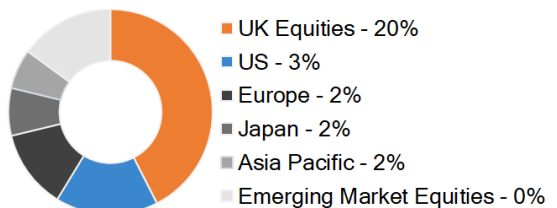
— Newscap Cautious

Asset Allocation^



*Source: Newscap. As of 28/02/2018

Geographic Allocation (Equities only)^



Top 10 Allocated Holdings^ (%)

Newscap Diversified Growth S GBP Acc	10.00
Pound Sterling	8.90
BNY Mellon Glb ShrtDtd HY Bd GBP W Acc H	8.00
AXA Sterling Corporate Bond Z Net Acc	7.00
L&G Managed Monthly Income Trust I Acc	7.00
Royal London Cash Plus Y Acc	6.90
Investec UK Equity Income I Net Acc	5.50
Liontrust Special Situations I Inc	5.50
LF Miton Cautious Multi Asset B Acc	5.00
Aberdeen Sterling Money Market I Acc	4.60

Top 3 Performers (1M)^ Return (%)

Newscap Diversified Growth Fund	1.45
Physical Gold ETF	1.14
Jupiter Absolute Return Fund	0.13

Bottom 3 Performers (1M)^ Return (%)

Aberdeen European Property Share Fund	-4.94
Polar Capital North America Fund	-3.71
Janus Henderson European Growth Fund	-2.79

All data provided is sourced from Morningstar unless otherwise specified, and is for informational purposes only. This fact sheet is approved and issued by Newscap Capital Group ("Newscap") which is authorised and regulated by the Financial Conduct Authority (193700) where Newscap Capital Group is the Investment Manager of the portfolio. It is intended only for use by Financial Advisors and not for distribution to retail investors; if you are uncertain with regards to your eligibility you should seek independent professional advice on the matter. This document does not constitute professional advice, or an offer, or a solicitation of an offer, to sell securities and no securities are to be offered or sold other than to persons whose ordinary activities involve them in acquiring, holding, managing or disposing of investments (as principal or agent) for the purposes of their businesses, or otherwise in circumstances which have not resulted and will not result in an offer to the public within the meaning of the Financial Services and Markets Act 2000. The Model Portfolio Service is not suitable for all types of investor and investor accounts on the Investment platform may only be attached to it by the instruction of a professional Financial Adviser. Past performance is not necessarily a guide to the future performance, investments can go down as well as up. Market and currency movements may cause the value of investments and the income from them to fall as well as rise. Whilst all reasonable care has been taken in preparing this fact sheet, the information contained herein has been obtained from sources that we consider reliable but we do not represent that it is complete or accurate and it should not be relied upon as such. All return figures have been calculated as compounded returns. The performance figures included are calculated net of underlying fund manager fees but do not encompass platform fees or Newscap's Investment Manager fee. Neither Newscap, its officers or employees shall be in any way responsible for its content. All trading strategies are denominated in Sterling unless otherwise stated. It is the responsibility of all users to be informed and to observe all applicable laws and regulations of any relevant jurisdiction, and to satisfy themselves that their use of this information and any subsequent investment in the portfolio is permissible under the applicable laws, rules and regulations of any applicable government, governmental agency, or regulatory organisation where they reside.