

### Investment Approach:

The Newscap Managed Portfolio Solution (NMPS) is a range of risk graded multi-asset portfolios, with strategies ranging from Defensive to Growth (& Income), aimed at the medium-longer term investor. A "tactical" asset allocation overlay allows the strategic allocations to be adjusted in order to take advantage of 'shorter term' market opportunities and/or limit exposure to asset classes deemed to have 'shorter term' market risk. The 'Active Strategy' mandate is predominately fulfilled through the use of active investment funds (Open Ended Investment Company and unit trusts) using our top-down investment process. Passive funds may also be used where deemed appropriate given the prevailing economic and asset class environment.

### Portfolio Objective:

The objective is to deliver a total annual return in the range of 6.0% - 8.0% over the longer term.

### Portfolio Risk:

A medium to high risk portfolio aimed at investors able to accept a higher level of risk, but still want less volatility than they would experience if entirely exposed to global equity markets. (Volatility target 8.0% - 13.0% per annum over the longer term).

### Portfolio Details:

Launch date	01 Sep 2009
Pricing Frequency	Daily
Dealing Frequency	Daily
Base Currency	GBP
Investment Management Fee	0.25% +VAT
Ongoing Charges Figure**	0.85%

### Investment Team:

James Hutson,  
Head of Portfolio Construction  
j.hutson@newscapgroup.com

Ryan Janpas,  
Senior Analyst  
r.janpas@newscapgroup.com



### Portfolio Review

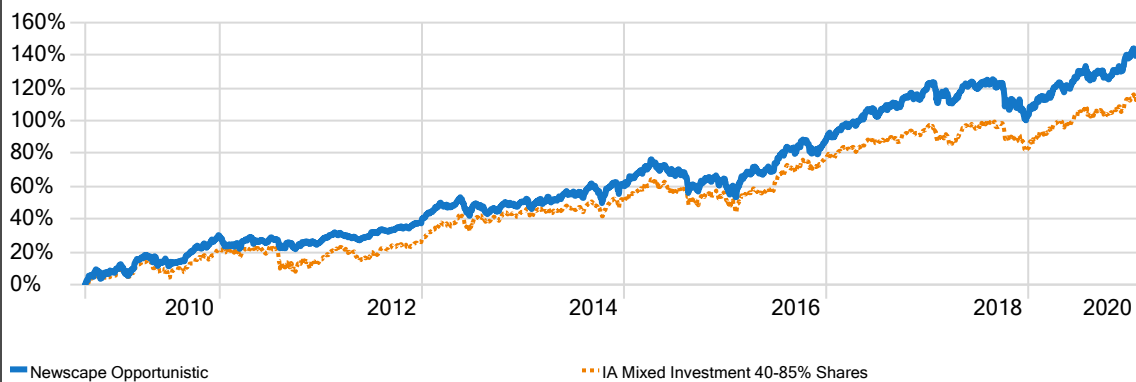
The Portfolio was up 0.09% for the month of January and is up 0.09% year to date. Within the portfolio, the strongest performers were the Investec American Franchise Fund (+5.23%) and L&G All Stocks Index Linked Gilt ETF (+5.13). The worst performing funds in the portfolio were the Invesco Asia Fund (-4.20%) and the Franklin UK Mid Cap Fund (-3.64).

Total Returns	1M	3M	6M	YTD	2017	2018	2019	S/I*
Newscap Opportunistic	0.09	4.80	2.54	0.09	16.78	-7.47	17.43	138.26
IA Mixed Investment 20-60% Shares	0.00	2.45	1.52	0.00	7.20	-5.11	12.08	81.16
IA Mixed Investment 40-85% Shares	-0.25	3.18	1.10	-0.25	10.05	-6.07	15.94	111.34


Since Inception (S/I) Date\* 01 Sep 2009

As of 31/01/2020

### Total Return Chart\*

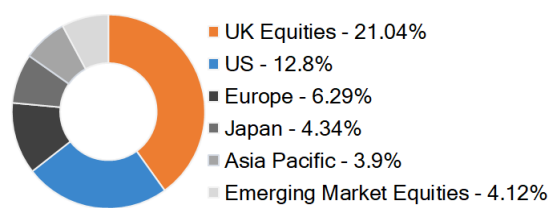


### Asset Allocation^



\*Source: Newscap. As of 31/01/2020

### Geographic Allocation (Equities only)^



### Top 10 Allocated Holdings^ (%)

Newscap Glb Mlt-Asst Advnturs M GBP Acc	8.50
Investec American Franchise I Acc GBP	7.84
Newscap Diversified Growth S GBP Acc	6.96
Newscap Global Mlt-Asst Cnsvr M GBP Acc	6.56
Merian UK Smaller Companies R GBP Acc	6.24
LF Miton European Opportunities B Acc	6.21
Polar Capital North American I	5.04
Liontrust Special Situations I Inc	4.88
BNY Mellon Glb ShrtDtd HY Bd GBP W Acc H	4.83
Man GLG UK Income Professional Acc C	4.79

### Top 3 Performers (1M)^

Return (%)	
Investec American Franchise Fund	5.23
L&G All Stocks Index Linked Gilt ETF	5.13
L&G Managed Monthly Income Fund	2.99

### Bottom 3 Performers (1M)^

Return (%)	
Invesco Asia Fund	-4.20
Franklin UK Mid Cap Fund	-3.64
Liontrust Emerging Markets Fund	-2.84

All data provided is sourced from Morningstar unless otherwise specified, and is for informational purposes only. This fact sheet is approved and issued by Newscap Capital Group ("Newscap") which is authorised and regulated by the Financial Conduct Authority (193700) where Newscap Capital Group is the Investment Manager of the portfolio. It is intended only for use by Financial Advisors and not for distribution to retail investors; if you are uncertain with regards to your eligibility you should seek independent professional advice on the matter. This document does not constitute professional advice, or an offer, or a solicitation of an offer, to sell securities and no securities are to be offered or sold other than to persons whose ordinary activities involve them in acquiring, holding, managing or disposing of investments (as principal or agent) for the purposes of their businesses, or otherwise in circumstances which have not resulted and will not result in an offer to the public within the meaning of the Financial Services and Markets Act 2000. The Model Portfolio Service is not suitable for all types of investor and investor accounts on the investment platform may only be attached to it by the instruction of a professional Financial Adviser. Past performance is not necessarily a guide to the future performance, investments can go down as well as up. Market and currency movements may cause the value of investments and the income from them to fall as well as rise. Whilst all reasonable care has been taken in preparing this fact sheet, the information contained herein has been obtained from sources that we consider reliable but we do not represent that it is complete or accurate and it should not be relied upon as such. All return figures have been calculated as compounded returns. The performance figures included are calculated net of underlying fund manager fees but do not encompass platform fees or Newscap's Investment Manager fee. Neither Newscap, its officers or employees shall be in any way responsible for its content. All trading strategies are denominated in Sterling unless otherwise stated. It is the responsibility of all users to be informed and to observe all applicable laws and regulations of any relevant jurisdiction, and to satisfy themselves that their use of this information and any subsequent investment in the portfolio is permissible under the applicable laws, rules and regulations of any applicable government, governmental agency, or regulatory organisation where they reside. Ongoing charges figure refers to underlying holdings only. All allocations are calculated to two decimal places.